

# Strategies for greenhouse gas emissions mitigation in Mediterranean agriculture: A review

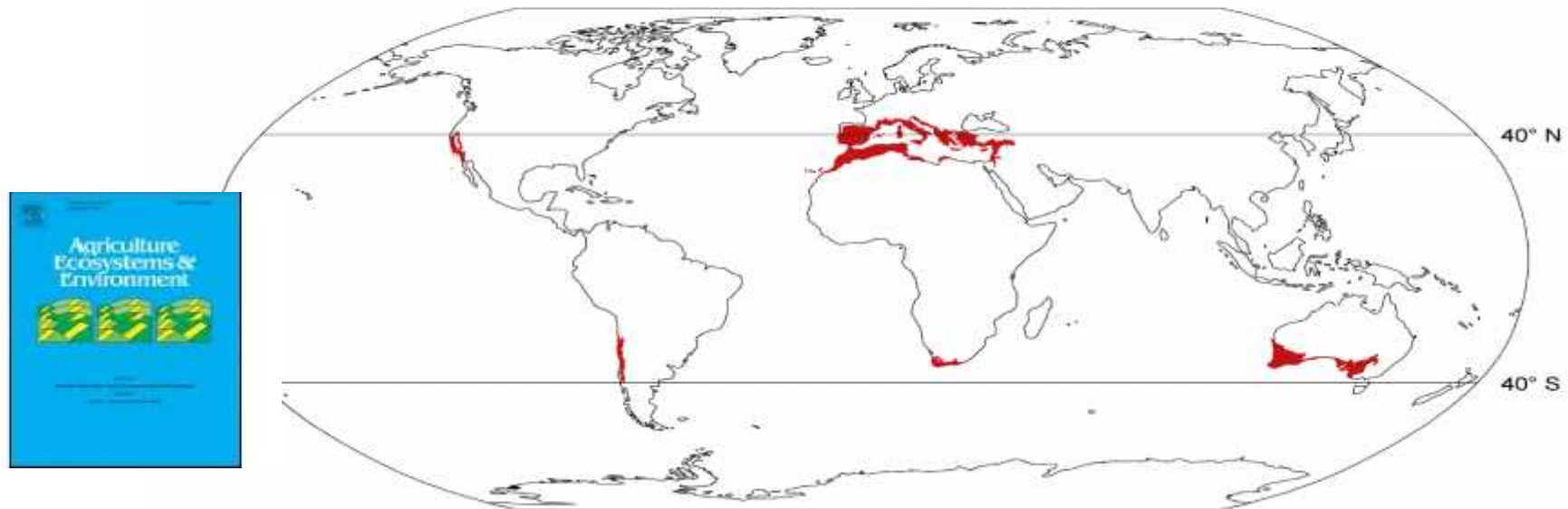
**A. Sanz-Cobena**, \*L. Lassaletta, E. Aguilera, A. del Prado, J. Garnier, G. Billen, A. Iglesias, B. Sánchez, G. Guardia, D. Abalos, D. Plaza-Bonilla, I. Puigdueta-Bartolomé, R. Moral, E. Galán, H. Arriaga, P. Merino, J. Infante-Amate, A. Meijide, G. Pardo, J. Álvaro-Fuentes, C. Gilsanz, D. Báez, J. Doltra, S. González-Ubierna, M.L. Cayuela, S. Menéndez, E. Díaz-Pinés, J. Le-Noë, M. Quemada, F. Estellés, S. Calvet, H.J.M. van Grinsven, H. Westhoek, M.J. Sanz, B.S. Gimeno, A. Vallejo, P. Smith

Universidad Politécnica de Madrid

Escuela Técnica Superior de Ingeniería Agronómica, Alimentaria y de Biosistemas



## AGEE Special Issue on GHG mitigation in Mediterranean cropping systems



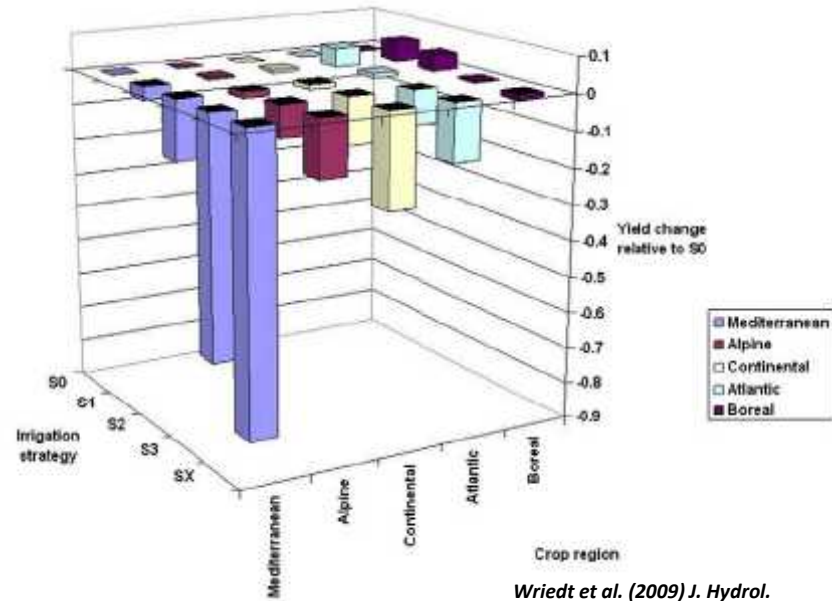
***Special Issue: "Mitigation and Quantification of GHG in Mediterranean cropping systems"***

Eds. Alberto Sanz-Cobena, Luis Lassaletta, Josette Garnier and Pete Smith. Eds.

***Agriculture, Ecosystems & Environment*** (Dec. 2016)

14 international contributions

# Mediterranean climate & agriculture



- Temporal gap between maximum irradiance and temperature (early summer) and maximum water availability (winter).
- Low organic matter content of most cropped soils

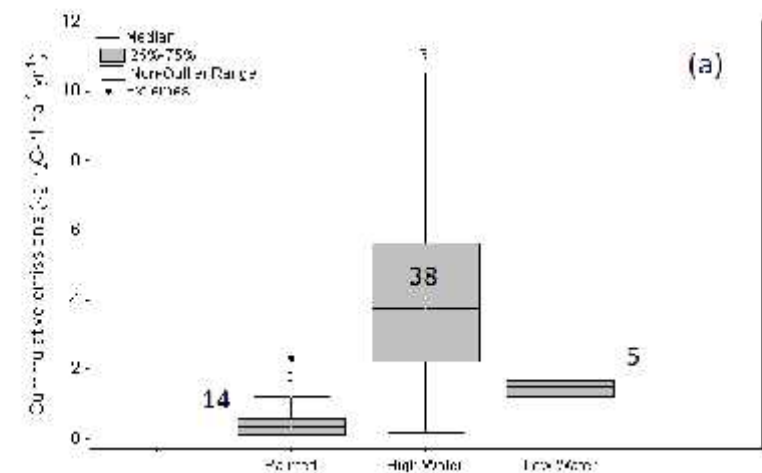


Low productivity of agricultural soils

Effect on N emission processes

# Irrigated vs rainfed systems

- Irrigation: key factor affecting soil microbial processes leading to GHG & reactive N emissions (e.g.  $\text{NO}_x$ ).
- Main processes: nitrification & nitrifier denitrification (Aguilera et al., 2013; AGEE)
- Irrigation system highly impacts on  $\text{N}_2\text{O}$  &  $\text{NO}_x$  emissions (Aguilera et al., 2013; AGEE)
- $\text{N}_2\text{O}$  EFs  $\leq$  IPCC (10 times lower in rainfed).
- Impact on C footprint of Mediterranean agricultural goods (Cayuela et al., 2016; AGEE) [Presented on Thursday by L. Lassaletta](#)



Aguilera et al. (AGEE) 2013

# Data & information collection

## Based on:

- Expert judgement (Mediterranean & temperate)
- Scientific literature review

### 1. Agronomic mitigation measures

- |                  |   |   |
|------------------|---|---|
| N <sub>2</sub> O | } | • Potential of mitigation                     |
| SOC              |   | • side effects                                |
| CH <sub>4</sub>  |   | • barriers & opportunities for implementation |

### 2. Structural mitigation options

- Changes in diet
- Food waste

## Information on:

**Direct GHG  
Mitigation  
options**

# Agronomic mitigation measures

Group of measures	Mitigation measure	Direct GHG abated	% of mitigation	Potential cost (1)	Potential benefit (2)	Potential positive and negative side-effects (3)				
						GHG mitigation out farm	GHG increase outside the farm	Other pollutant on farm		
						Reduced pollutant	Increased pollutant	Crop yield change on farm		
Agronomic measures (1)	Optimal fertilization	N <sub>2</sub> O	40-50	**	*****	Indirect N <sub>2</sub> O		NO <sub>3</sub> <sup>-</sup> , NH <sub>3</sub>		No effect
	Fertigation	N <sub>2</sub> O	30-50	***	****	Indirect N <sub>2</sub> O		NO <sub>3</sub> <sup>-</sup>		Increase
	Substitute synthetic fertilizers by manures	N <sub>2</sub> O	20-50	**	****	Indirect N <sub>2</sub> O, CO <sub>2</sub>	CH <sub>4</sub>	P, NO <sub>3</sub> <sup>-</sup> , C sequestration	NH <sub>3</sub> , heavy metals	No effect
Manures and slurries	Injection of slurries	C seq.	0-10	***	**	Indirect N <sub>2</sub> O		NH <sub>3</sub>	NO <sub>3</sub> <sup>-</sup> , CH <sub>4</sub>	Decrease
	Immediate incorporation of manures after application	C seq./N <sub>2</sub> O	0-10	**	**	Indirect N <sub>2</sub> O		NH <sub>3</sub>	NO <sub>3</sub> <sup>-</sup> , CH <sub>4</sub>	Increase
Inhibitors	Use of nitrification inhibitors	N <sub>2</sub> O	10-50	***	***	Indirect N <sub>2</sub> O	CO <sub>2</sub> <sup>c</sup>	NO, NO <sub>3</sub> <sup>-</sup>	NH <sub>3</sub>	Increase <sup>d</sup>
	Use of urease inhibitors	N <sub>2</sub> O	30-60	***	***	Indirect N <sub>2</sub> O	CO <sub>2</sub> <sup>c</sup>	NO, NH <sub>3</sub>		Increase
Crop Rotations and cover crops	Cover crops	C seq.	0-10	**	***	CO <sub>2</sub> <sup>f</sup> /Indirect N <sub>2</sub> O		NH <sub>3</sub> , NO <sub>3</sub> <sup>-</sup> , P		Variable
	Crop Rotations	C seq.	-	*	***	CO <sub>2</sub> <sup>f</sup>		-	-	Increase
Irrigation	Improved Irrigation technology	N <sub>2</sub> O/CH <sub>4</sub> <sup>h</sup>	50-70	**	***	Indirect N <sub>2</sub> O		NO <sub>3</sub>	NO, CH <sub>4</sub> <sup>h</sup>	Increase
Soil tillage	Low/no tillage	C seq.	-	**	***	CO <sub>2</sub> <sup>f</sup>		NO <sub>3</sub> , NH <sub>3</sub>	N <sub>2</sub> O	Increase
Crop residues and agro industry by-products	Crop residues mulching	C seq.	50-70	*	**	CO <sub>2</sub> <sup>f</sup>		NH <sub>3</sub>		Long-term increase
	Crop residues	C seq.	50-70	*	*	CO <sub>2</sub> <sup>f</sup>		NH <sub>3</sub>	CH <sub>4</sub> <sup>h</sup>	Long-term increase

- **N management** (adjusted N fertilization; substitution of synthetic fertilizers by solid manures)
- **Water management** (drip irrigation)
- **NI and U inhibitors**
- **Crop rotations and CCS**
- **Reduced soil tillage**
- **Management of crop residues and by-products**

## By cropping system: rainfed & irrigated systems

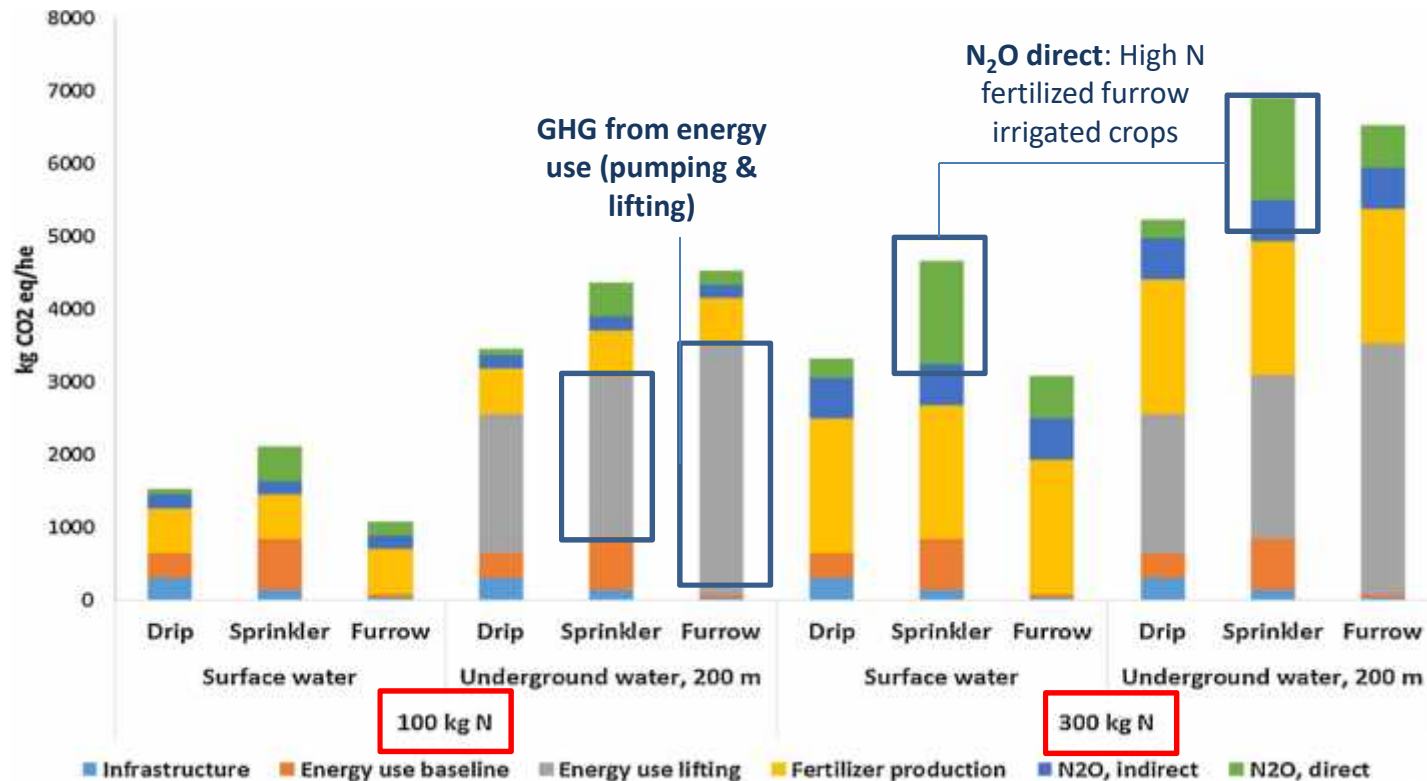
Crop type	Main components of radiative forcing		Main mitigation practice		Other pollutants	
	Rain-fed	Irrigated	Rain-fed	Irrigated	Rain-fed	Irrigated
Herbaceous	Machinery/ external inputs; C seq. (NT)	N <sub>2</sub> O	Reducing fuel consumption and external inputs, reduced tillage crop rotations (including legumes), adjusted N rates, Nis	Water management (e.g. drip irrigation), N fertilization (e.g. adjusted N rates, Nis)	Increased NH <sub>3</sub>	Increased NH <sub>3</sub> , NO <sub>3</sub> <sup>-</sup>
Fruit orchards	C sequestration	N <sub>2</sub> O	NA	Cover crops, pruning crop residues	NA	NA
Rice	NA	CH <sub>4</sub>	NA	Water management, straw management mitigation strategies	NA	Increased N <sub>2</sub> O

- **N<sub>2</sub>O** as main contributor to total GHG budget in **irrigated systems**. Agronomic practices with more potential (water and N fertilizer management).
- **Indirect GHG emissions** more important over the total balance in **rainfed**. Management practices both in the production system & upstream.





# Beyond the plot: Enlarging the scope/boundaries of the cropping systems (LCA)



Case study:

- Effect of water availability (energy for pumping groundwater).
- N fertilizer use. High N: GHG from fertilizer production

**Drip irrigation only effective in a energy costly scenario**



# Barriers for implementation

Agronomic Measures	Ove-rall (1)	Constraints			
		Technical	Economic	Social (2)	Environmental (3)
Adjust N fertilization to crop needs	Low	Soil analysis needed to adjust dosage. Need to know adjusted crop requirements	Potential increase in labor costs (e.g. split application) and soil analysis	Perception of decreased productivity	N.A.
Substitute synthetic fertilizers by manures and slurries	Medium	Need to know adjusted crop requirements Need of adequate equipment (for incorporation of slurries)	Transport and application costs New equipment	Legal restrictions (EU Nitrates Directive 91/676/EEC) – (i.e., use, management, treatment and transportation) Bad smells Only applicable to areas with mixed farming systems Perception of decreased productivity	Potential pollution and health issues
Fertigation & improved irrigation technology	High	New infrastructure associated with conversion Maintenance difficulties (fertigation)	Initial expensive investment costs	Not for all crops	Potential accumulation of heavy metals in crops (i.e., rice)
Nitrification & Urease inhib.	High	N.A.	Increase of fertilization costs	Not widely spread among neighboring farmers	N.A.
Biochar	Low	Lack of experiments at local conditions	Expensive product (2\$ per kilo)	Lack of knowledge on how to produce it on-site; Lack of regulations	N.A.
Composted	High	Access/availability	Transport and	Specific knowledge required	Pollution issues

## Technical:

- N adjustments. Soil analysis
- Improved irrigation: new infrastructure.

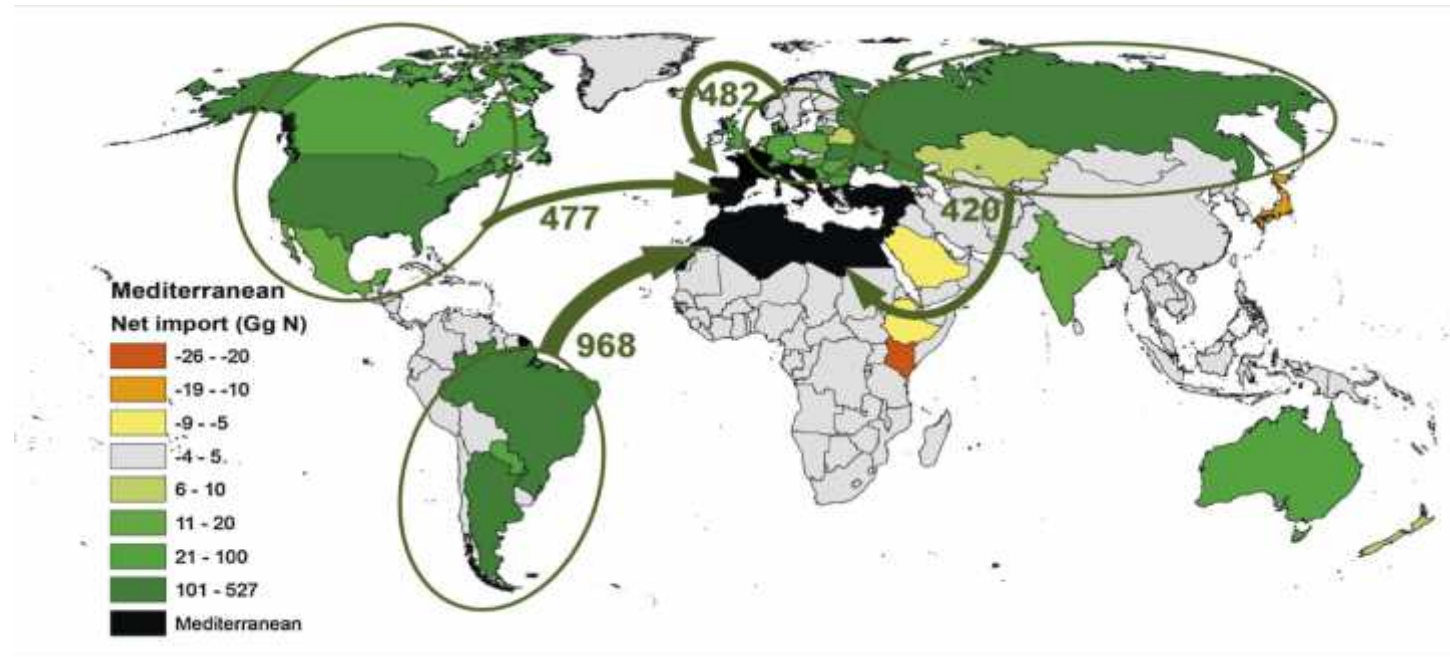
## Economic:

- N adjustments. Labor costs. Nis (high costs).
- Improved irrigation: Initial investment.

## Social:

- N adjustments. Social perceptions. Legal restrictions.

# Structural measures



- Decrease animal protein consumption (move to Mediterranean diet: 40% total protein).
- Reduce food waste (c. 33%).

# Conclusions

- **N<sub>2</sub>O emissions** of Mediterranean cropping systems are generally lower than those observed in temperate ones, though the potential for mitigation is high.
- **Variable climatic conditions** are common in Mediterranean areas. This affects not only N<sub>2</sub>O emission processes but the effectiveness of mitigation strategies (e.g. nitrification inhibitors).
- **Optimized N fertilization** and **irrigation** show a large potential for N<sub>2</sub>O mitigation.
- Organic fertilization suitable alternative for reducing GHG emissions without yield penalties in irrigated systems.
- Measures designed to increase **C sequestration** through judicious management of exogenous or endogenous C sources: high mitigation potential in Mediterranean cropping systems (permanent crops). Irrigated annual crops are at risk of losing SOC if they are not adequately managed.
- **CH<sub>4</sub> fluxes** from paddies are controlled by management of the water table and organic inputs.
- Implementation will require effective **regional and international policies**, closer collaboration between scientists, stakeholders and farmers, and enhanced public awareness and engagement.



Contents lists available at ScienceDirect

## Agriculture, Ecosystems and Environment

journal homepage: [www.elsevier.com/locate/agee](http://www.elsevier.com/locate/agee)



### Strategies for greenhouse gas emissions mitigation in Mediterranean agriculture: A review

A. Sanz-Cobena<sup>a,\*</sup>, L. Lassaletta<sup>b</sup>, E. Aguilera<sup>c</sup>, A. del Prado<sup>d</sup>, J. Garniere<sup>f</sup>, G. Billen<sup>e,f</sup>,  
A. Iglesias<sup>a</sup>, B. Sánchez<sup>a</sup>, G. Guardia<sup>a</sup>, D. Abalos<sup>g</sup>, D. Plaza-Bonilla<sup>h</sup>,  
I. Puigdueta-Bartolomé<sup>a</sup>, R. Moral<sup>i</sup>, E. Galán<sup>d</sup>, H. Arriaga<sup>j</sup>, P. Merino<sup>j</sup>, J. Infante-Amate<sup>c</sup>,  
A. Meijide<sup>k</sup>, G. Pardo<sup>d</sup>, J. Álvaro-Fuentes<sup>l</sup>, C. Gilsanz<sup>m</sup>, D. Báez<sup>m</sup>, J. Doltra<sup>n</sup>,  
S. González-Ubierna<sup>o</sup>, M.L. Cayuela<sup>p</sup>, S. Menéndez<sup>q</sup>, E. Díaz-Pinés<sup>r</sup>, J. Le-Noë<sup>f</sup>,  
M. Quemada<sup>d</sup>, F. Estellés<sup>s</sup>, S. Calvet<sup>s</sup>, H.J.M. van Grinsven<sup>b</sup>, H. Westhoek<sup>b</sup>, M.J. Sanz<sup>d</sup>,  
B.S. Gimeno<sup>t</sup>, A. Vallejo<sup>a</sup>, P. Smith<sup>u</sup>

**Thanks for your attention**