

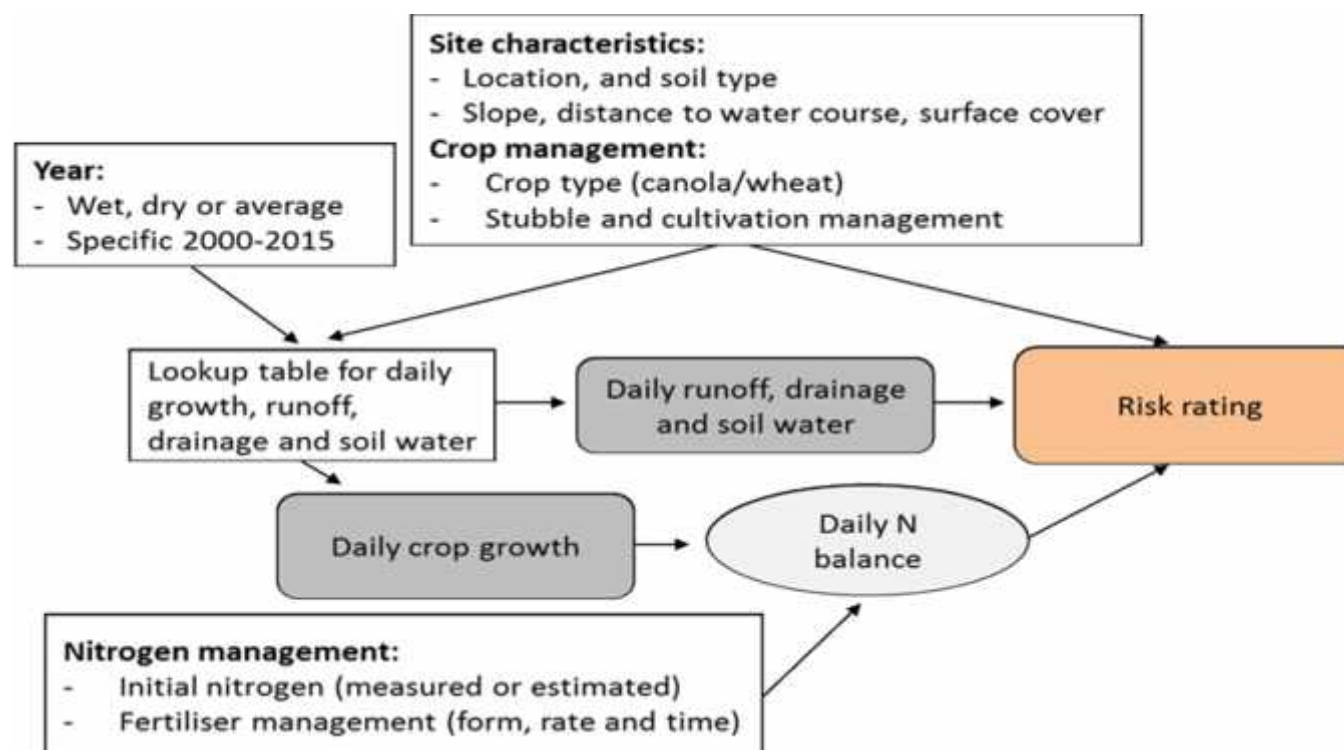
# Extending “SafeGauge for Nutrients” to high rainfall cropping in Australia

Kirsten Barlow,  
Thabo Thayalakumaran,  
Philip Moody



## SafeGauge\_Grains:

- estimates N inputs, transformations, plant uptake and losses from high rainfall cropping systems on a daily basis
- provides a report on the risk of N export (denitrification, runoff, drainage)
- will be used as part of the training for advisors within the Fertcare Program



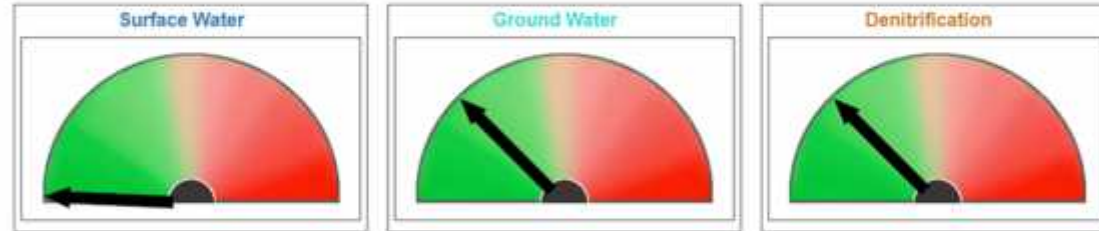
**Figure 1.** Flow chart of inputs and the risk estimation processes in SafeGauge\_Grains: inputs (rectangles), calculations (oval) and outputs (rounded rectangles).

Current assessment (unsaved)

Help

Assessment to compare: N/A

**Cumulative number of days when risk conditions are present**



Lower Risk

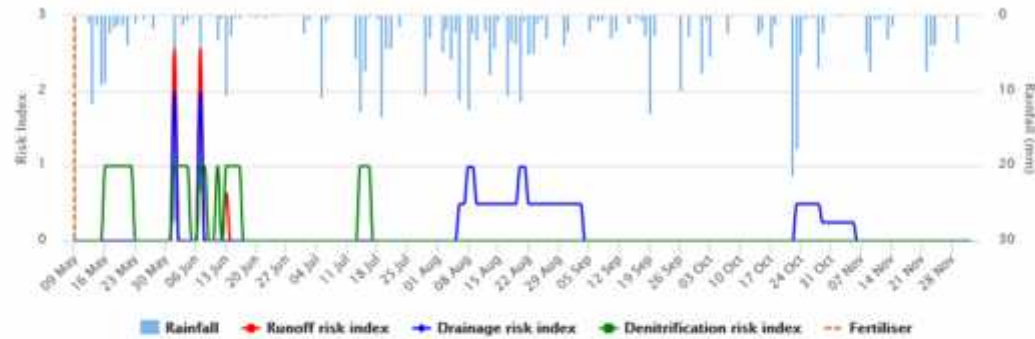
Moderate Risk

Moderately Low Risk

Pre-Sowing denitrification risk: Lower Risk

Daily risk assessment (shows how big the risk is)

**Base**



**Nitrogen Summary (numbers are indicative only)**

(Unit: kgN/ha)

Assessment Name	Base
Initial soil N	80-120
Fertiliser applied	9
N_Mineralisation	40-80
N_Crop uptake	80-120
N loss in runoff	5-10
N loss in drainage	10-20
N loss in denitrification	0-2.5
Balance(Inputs-Outputs)	0-40

Figure 2. SafeGauge\_Grains Risk Summary Report for a wheat crop grown at Hamilton in 2013.